



Location: CMA1b - Oil Street Site Office

Report on 24-hour TSP monitoring

Action Level ($\mu\text{g}/\text{m}^3$) - 176.7

Limit Level ($\mu\text{g}/\text{m}^3$) - 260

Date	Sampling Time	Weather Condition	Filter paper no.	Filter Weight, g		Elapse Time, hr		Sampling Time, hr	Flow Rate, m^3/min			Total Volume, m^3	TSP Level, $\mu\text{g}/\text{m}^3$
				Initial	Final	Initial	Final		Initial, Q_{si}	Final, Q_{sf}	Average		
2-Mar-17	8:00	Fine	19471	2.8735	3.2476	9597.61	9621.61	24.00	1.48	1.48	1.48	2132	175.5
8-Mar-17	8:00	Rainy	19328	2.8503	2.9822	9624.63	9648.63	24.00	1.37	1.37	1.37	1968	67.0
14-Mar-17	8:00	Rainy	19644	2.8344	2.9779	9651.63	9675.63	24.00	1.36	1.37	1.36	1964	73.1
20-Mar-17	8:00	Cloudy	19702	2.8477	2.9705	9678.64	9702.64	24.00	1.36	1.35	1.35	1950	63.0
25-Mar-17	8:00	Cloudy	19594	2.8607	3.0031	9705.64	9729.64	24.00	1.36	1.37	1.37	1966	72.4

Report on 1-hour TSP monitoring

Action Level ($\mu\text{g}/\text{m}^3$) - 320.1

Limit Level ($\mu\text{g}/\text{m}^3$) - 500

Date	Sampling Time	Weather Condition	Filter paper no.	Filter Weight, g		Elapse Time, hr		Sampling Time, hr	Flow Rate, m^3/min			Total Volume, m^3	TSP Level, $\mu\text{g}/\text{m}^3$
				Initial	Final	Initial	Final		Initial, Q_{si}	Final, Q_{sf}	Average		
3-Mar-17	8:50	Fine	19461	2.8944	2.9231	9621.61	9622.61	1.00	1.51	1.51	1.51	91	316.6
3-Mar-17	11:00	Fine	19338	2.8506	2.8688	9622.61	9623.61	1.00	1.37	1.37	1.37	82	222.1
3-Mar-17	13:00	Fine	19332	2.8384	2.8624	9623.61	9624.61	1.00	1.37	1.37	1.37	82	292.9
9-Mar-17	13:00	Cloudy	19659	2.8460	2.8578	9648.63	9649.63	1.00	1.31	1.31	1.31	78	150.4
9-Mar-17	15:05	Cloudy	19652	2.8284	2.8467	9649.63	9650.63	1.00	1.37	1.37	1.37	82	223.4
9-Mar-17	16:07	Cloudy	19648	2.8290	2.8417	9650.63	9651.63	1.00	1.37	1.37	1.37	82	155.0
15-Mar-17	9:10	Cloudy	19303	2.8560	2.8736	9675.63	9676.63	1.00	1.37	1.37	1.37	82	214.7
15-Mar-17	11:00	Cloudy	19300	2.8289	2.8403	9676.63	9677.63	1.00	1.37	1.37	1.37	82	139.0
15-Mar-17	15:05	Cloudy	19722	2.8367	2.8591	9677.63	9678.63	1.00	1.37	1.37	1.37	82	273.2
21-Mar-17	9:15	Cloudy	19290	2.8420	2.8517	9702.64	9703.64	1.00	1.35	1.35	1.35	81	119.5
21-Mar-17	10:35	Cloudy	19284	2.8624	2.8691	9703.64	9704.64	1.00	1.35	1.35	1.35	81	82.5
21-Mar-17	13:00	Cloudy	19611	2.8311	2.8371	9704.64	9705.64	1.00	1.35	1.35	1.35	81	73.9
27-Mar-17	9:15	Fine	19598	2.8626	2.8881	9729.64	9730.64	1.00	1.66	1.66	1.66	99	256.8
27-Mar-17	10:35	Fine	19566	2.8228	2.8755	9730.64	9731.64	1.00	1.54	1.54	1.54	92	570.6
27-Mar-17	13:25	Fine	19576	2.8618	2.8877	9731.64	9732.64	1.00	1.54	1.54	1.54	92	280.4



Location: CMA2a - Causeway Bay Community Centre

Report on 24-hour TSP monitoring

Action Level ($\mu\text{g}/\text{m}^3$) - 169.5

Limit Level ($\mu\text{g}/\text{m}^3$) - 260

Date	Sampling Time	Weather Condition	Filter paper no.	Filter Weight, g		Elapse Time, hr		Sampling Time, hr	Flow Rate, m^3/min			Total Volume, m^3	TSP Level, $\mu\text{g}/\text{m}^3$
				Initial	Final	Initial	Final		Initial, Q_{si}	Final, Q_{sf}	Average		
2-Mar-17	8:00	Fine	19472	2.8750	3.0462	19206.10	19230.10	24.00	1.14	1.14	1.14	1645	104.1
8-Mar-17	8:00	Rainy	19329	2.8692	2.9902	19233.10	19257.10	24.00	1.15	1.14	1.14	1648	73.4
14-Mar-17	8:00	Rainy	19646	2.8339	2.8868	19260.10	19284.10	24.00	1.14	1.14	1.14	1644	32.2
20-Mar-17	8:00	Cloudy	19703	2.8592	2.9107	19287.10	19311.10	24.00	1.13	1.13	1.13	1629	31.6
25-Mar-17	8:00	Cloudy	19592	2.8508	2.9208	19314.10	19338.10	24.00	1.14	1.15	1.14	1646	42.5

Report on 1-hour TSP monitoring

Action Level ($\mu\text{g}/\text{m}^3$) - 323.4

Limit Level ($\mu\text{g}/\text{m}^3$) - 500

Date	Sampling Time	Weather Condition	Filter paper no.	Filter Weight, g		Elapse Time, hr		Sampling Time, hr	Flow Rate, m^3/min			Total Volume, m^3	TSP Level, $\mu\text{g}/\text{m}^3$
				Initial	Final	Initial	Final		Initial, Q_{si}	Final, Q_{sf}	Average		
3-Mar-17	8:30	Fine	19462	2.8729	2.8816	19230.10	19231.10	1.00	1.14	1.14	1.14	69	126.8
3-Mar-17	11:00	Fine	19339	2.8358	2.8497	19231.10	19232.10	1.00	1.14	1.14	1.14	69	202.6
3-Mar-17	13:00	Fine	19333	2.8458	2.8571	19232.10	19233.10	1.00	1.14	1.14	1.14	69	164.7
9-Mar-17	13:00	Cloudy	19657	2.8388	2.8502	19257.10	19258.10	1.00	1.14	1.14	1.14	69	166.2
9-Mar-17	15:02	Cloudy	19653	2.8456	2.8553	19258.10	19259.10	1.00	1.14	1.14	1.14	69	141.4
9-Mar-17	16:05	Cloudy	19649	2.8349	2.8438	19259.10	19260.10	1.00	1.14	1.14	1.14	69	129.8
15-Mar-17	9:05	Cloudy	19720	2.8702	2.8781	19284.10	19285.10	1.00	1.14	1.14	1.14	69	115.1
15-Mar-17	13:00	Cloudy	19716	2.8196	2.8283	19285.10	19286.10	1.00	1.21	1.21	1.21	73	119.7
15-Mar-17	15:05	Cloudy	19709	2.8318	2.8402	19286.10	19287.10	1.00	1.28	1.28	1.28	77	109.5
21-Mar-17	9:31	Cloudy	19292	2.8173	2.8237	19311.10	19312.10	1.00	1.13	1.13	1.13	68	94.4
21-Mar-17	10:51	Cloudy	19285	2.8410	2.8476	19312.10	19313.10	1.00	1.13	1.13	1.13	68	97.3
21-Mar-17	13:00	Cloudy	19612	2.8573	2.8619	19313.10	19314.10	1.00	1.13	1.13	1.13	68	67.8
27-Mar-17	9:25	Fine	19600	2.8601	2.8682	19338.10	19339.10	1.00	1.14	1.14	1.14	69	118.1
27-Mar-17	10:50	Fine	19817	2.7785	2.7872	19339.10	19340.10	1.00	1.14	1.14	1.14	69	126.8
27-Mar-17	13:30	Fine	19577	2.8184	2.8257	19340.10	19341.10	1.00	1.14	1.14	1.14	69	106.4



Location: CMA3a - CWB PRE Site Office Area

Report on 24-hour TSP monitoring

Action Level ($\mu\text{g}/\text{m}^3$) - 171

Limit Level ($\mu\text{g}/\text{m}^3$) - 260

Date	Sampling Time	Weather Condition	Filter paper no.	Filter Weight, g		Elapse Time, hr		Sampling Time, hr	Flow Rate, m^3/min			Total Volume, m^3	TSP Level, $\mu\text{g}/\text{m}^3$
				Initial	Final	Initial	Final		Initial, Q_{si}	Final, Q_{sf}	Average		
2-Mar-17	8:00	Fine	19469	2.8717	3.0435	6684.45	6708.45	24.00	1.05	1.05	1.05	1508	113.9
8-Mar-17	8:00	Rainy	19330	2.8365	2.9659	6711.45	6735.45	24.00	1.09	1.08	1.09	1564	82.8
14-Mar-17	8:00	Rainy	19647	2.8490	2.8762	6738.45	6762.45	24.00	1.04	1.05	1.05	1507	18.1
20-Mar-17	8:00	Cloudy	19705	2.8404	2.9633	6765.46	6789.46	24.00	1.18	1.18	1.18	1697	72.4
25-Mar-17	8:00	Cloudy	19609	2.8485	2.9682	6792.46	6816.46	24.00	1.19	1.20	1.19	1717	69.7

Report on 1-hour TSP monitoring

Action Level ($\mu\text{g}/\text{m}^3$) - 311.3

Limit Level ($\mu\text{g}/\text{m}^3$) - 500

Date	Sampling Time	Weather Condition	Filter paper no.	Filter Weight, g		Elapse Time, hr		Sampling Time, hr	Flow Rate, m^3/min			Total Volume, m^3	TSP Level, $\mu\text{g}/\text{m}^3$
				Initial	Final	Initial	Final		Initial, Q_{si}	Final, Q_{sf}	Average		
3-Mar-17	8:30	Fine	19463	2.8822	2.8950	6708.45	6709.45	1.00	1.19	1.19	1.19	72	178.8
3-Mar-17	10:30	Fine	19340	2.8466	2.8586	6709.45	6710.45	1.00	1.19	1.19	1.19	72	167.6
3-Mar-17	13:00	Fine	19334	2.8547	2.8663	6710.45	6711.45	1.00	1.19	1.19	1.19	72	162.1
9-Mar-17	13:00	Cloudy	19658	2.8400	2.8502	6735.45	6736.45	1.00	1.05	1.05	1.05	63	162.2
9-Mar-17	14:50	Cloudy	19654	2.8561	2.8622	6736.45	6737.45	1.00	1.05	1.05	1.05	63	97.0
9-Mar-17	15:55	Cloudy	19650	2.8328	2.8383	6737.45	6738.45	1.00	1.05	1.05	1.05	63	87.5
15-Mar-17	8:45	Cloudy	19304	2.8567	2.8766	6762.45	6763.45	1.00	1.19	1.19	1.19	72	277.8
15-Mar-17	10:50	Cloudy	19301	2.8413	2.8507	6763.45	6764.45	1.00	1.19	1.19	1.19	72	131.2
15-Mar-17	13:00	Cloudy	19707	2.8265	2.8356	6764.45	6765.45	1.00	1.19	1.19	1.19	72	127.1
21-Mar-17	8:50	Cloudy	19704	2.8517	2.8565	6789.46	6790.46	1.00	1.11	1.11	1.11	66	72.3
21-Mar-17	10:20	Cloudy	19287	2.8475	2.8519	6790.46	6791.46	1.00	1.11	1.11	1.11	66	66.3
21-Mar-17	13:00	Cloudy	19278	2.8493	2.8531	6791.46	6792.46	1.00	1.18	1.18	1.18	71	53.8
27-Mar-17	8:45	Fine	19597	2.8420	2.8535	6816.46	6817.46	1.00	1.19	1.19	1.19	72	160.7
27-Mar-17	10:05	Fine	19815	2.8376	2.8510	6817.46	6818.46	1.00	1.19	1.19	1.19	72	187.3
27-Mar-17	13:00	Fine	19819	2.7936	2.8039	6818.46	6819.46	1.00	1.19	1.19	1.19	72	143.9



Location: CMA4a - SPCA

Report on 24-hour TSP monitoring

Action Level ($\mu\text{g}/\text{m}^3$) - 171.2

Limit Level ($\mu\text{g}/\text{m}^3$) - 260

Date	Sampling Time	Weather Condition	Filter paper no.	Filter Weight, g		Elapse Time, hr		Sampling Time, hr	Flow Rate, m^3/min			Total Volume, m^3	TSP Level, $\mu\text{g}/\text{m}^3$
				Initial	Final	Initial	Final		Initial, Q_{si}	Final, Q_{sf}	Average		
2-Mar-17	8:00	Fine	19470	2.8840	3.0916	23444.51	23468.51	24.00	1.23	1.24	1.23	1778	116.7
8-Mar-17	8:00	Rainy	19331	2.8440	2.9894	23471.51	23495.51	24.00	1.24	1.24	1.24	1781	81.6
14-Mar-17	8:00	Rainy	19645	2.8301	2.9192	23498.80	23522.80	24.00	1.23	1.24	1.23	1778	50.1
20-Mar-17	8:00	Cloudy	19706	2.8349	2.9312	23525.81	23549.81	24.00	1.28	1.27	1.27	1836	52.5
25-Mar-17	8:00	Cloudy	19610	2.8423	3.0111	23552.81	23576.81	24.00	1.28	1.29	1.28	1850	91.3

Report on 1-hour TSP monitoring

Action Level ($\mu\text{g}/\text{m}^3$) - 312.5

Limit Level ($\mu\text{g}/\text{m}^3$) - 500

Date	Sampling Time	Weather Condition	Filter paper no.	Filter Weight, g		Elapse Time, hr		Sampling Time, hr	Flow Rate, m^3/min			Total Volume, m^3	TSP Level, $\mu\text{g}/\text{m}^3$
				Initial	Final	Initial	Final		Initial, Q_{si}	Final, Q_{sf}	Average		
3-Mar-17	8:20	Fine	19464	2.8870	2.8976	23468.51	23469.51	1.00	1.19	1.19	1.19	71	148.8
3-Mar-17	10:30	Fine	19341	2.8448	2.8618	23469.51	23470.51	1.00	1.24	1.24	1.24	74	229.2
3-Mar-17	13:00	Fine	19335	2.8401	2.9098	23470.51	23471.51	1.00	1.24	1.24	1.24	74	939.9
9-Mar-17	13:00	Cloudy	19656	2.8330	2.8446	23495.51	23496.51	1.00	1.24	1.24	1.24	74	156.5
9-Mar-17	14:46	Cloudy	19655	2.8200	2.8305	23496.51	23497.51	1.00	1.24	1.24	1.24	74	141.6
9-Mar-17	15:50	Cloudy	19651	2.8279	2.8370	23497.51	23498.51	1.00	1.19	1.19	1.19	71	127.8
15-Mar-17	8:05	Cloudy	19721	2.8386	2.8449	23522.80	23523.80	1.00	1.24	1.24	1.24	74	84.9
15-Mar-17	10:10	Cloudy	19717	2.8269	2.8335	23523.80	23524.80	1.00	1.19	1.19	1.19	71	92.6
15-Mar-17	15:50	Cloudy	19708	2.8324	2.8424	23524.80	23525.80	1.00	1.24	1.24	1.24	74	134.8
21-Mar-17	9:05	Cloudy	19295	2.8581	2.8616	23549.81	23550.81	1.00	1.18	1.18	1.18	71	49.5
21-Mar-17	10:35	Cloudy	19288	2.8286	2.8326	23550.81	23551.81	1.00	1.18	1.18	1.18	71	56.6
21-Mar-17	13:00	Cloudy	19279	2.8309	2.8336	23551.81	23552.81	1.00	1.18	1.18	1.18	71	38.2
27-Mar-17	9:00	Fine	19596	2.8451	2.8544	23589.09	23590.09	1.00	1.28	1.28	1.28	77	120.7
27-Mar-17	10:06	Fine	19567	2.8081	2.8200	23590.09	23591.09	1.00	1.28	1.28	1.28	77	154.4
27-Mar-17	13:00	Fine	19578	2.8331	2.8432	23591.09	23592.09	1.00	1.28	1.28	1.28	77	131.0



Location: CMA5b - Pedestrian Plaza

Report on 24-hour TSP monitoring

Action Level ($\mu\text{g}/\text{m}^3$) - 181
Limit Level ($\mu\text{g}/\text{m}^3$) - 260

Date	Sampling Time	Weather Condition	Filter paper no.	Filter Weight, g		Elapse Time, hr		Sampling Time, hr	Flow Rate, m^3/min			Total Volume, m^3	TSP Level, $\mu\text{g}/\text{m}^3$
				Initial	Final	Initial	Final		Initial, Q_{si}	Final, Q_{sf}	Average		
2-Mar-17	8:00	Fine	19475	2.8863	3.2871	8051.77	8075.77	24.00	0.97	0.97	0.97	1395	287.3
8-Mar-17	8:00	Rainy	19395	2.8372	3.0238	8078.77	8102.77	24.00	0.97	0.97	0.97	1398	133.4
14-Mar-17	8:00	Rainy	18502	2.8180	2.9047	8105.77	8129.77	24.00	0.85	0.85	0.85	1225	70.8
20-Mar-17	8:00	Cloudy	18496	2.8166	3.0109	8132.77	8156.77	24.00	0.96	0.96	0.96	1380	140.8
25-Mar-17	8:00	Cloudy	19283	2.8364	3.0069	8159.77	8183.77	24.00	0.91	0.92	0.91	1311	130.0

Report on 1-hour TSP monitoring

Action Level ($\mu\text{g}/\text{m}^3$) - 332
Limit Level ($\mu\text{g}/\text{m}^3$) - 500

Date	Sampling Time	Weather Condition	Filter paper no.	Filter Weight, g		Elapse Time, hr		Sampling Time, hr	Flow Rate, m^3/min			Total Volume, m^3	TSP Level, $\mu\text{g}/\text{m}^3$
				Initial	Final	Initial	Final		Initial, Q_{si}	Final, Q_{sf}	Average		
3-Mar-17	8:02	Fine	19537	2.8406	2.8635	8075.77	8076.77	1.00	1.09	1.15	1.12	67	341.6
3-Mar-17	9:30	Fine	19460	2.8701	2.8879	8076.77	8077.77	1.00	0.85	0.85	0.85	51	348.1
3-Mar-17	13:00	Fine	19337	2.8264	2.8745	8077.77	8078.77	1.00	0.97	0.97	0.97	58	826.4
9-Mar-17	9:30	Cloudy	18510	2.8400	2.8579	8102.77	8103.77	1.00	0.97	0.97	0.97	58	307.7
9-Mar-17	10:40	Cloudy	18507	2.8049	2.8254	8103.77	8104.77	1.00	1.09	1.09	1.09	65	314.3
9-Mar-17	13:00	Cloudy	18505	2.8040	2.8083	8104.77	8105.77	1.00	0.85	0.85	0.85	51	84.1
15-Mar-17	8:30	Cloudy	18513	2.8218	2.8319	8129.77	8130.77	1.00	0.97	0.97	0.97	58	173.4
15-Mar-17	9:38	Cloudy	19719	2.8359	2.8450	8130.77	8131.77	1.00	0.97	0.97	0.97	58	156.3
15-Mar-17	13:00	Cloudy	19715	2.8084	2.8257	8131.77	8132.77	1.00	0.97	0.97	0.97	58	297.0
21-Mar-17	8:30	Cloudy	19293	2.8433	2.8516	8156.77	8157.77	1.00	0.84	0.84	0.84	50	164.6
21-Mar-17	9:38	Cloudy	19289	2.8416	2.8515	8157.77	8158.77	1.00	0.96	0.96	0.96	57	172.4
21-Mar-17	13:00	Cloudy	19282	2.8482	2.8570	8158.77	8159.77	1.00	0.96	0.96	0.96	57	153.2
27-Mar-17	8:03	Fine	19602	2.8572	2.8677	8183.77	8184.77	1.00	0.85	0.85	0.85	51	205.4
27-Mar-17	9:45	Fine	19568	2.8204	2.8290	8184.77	8185.77	1.00	0.85	0.85	0.85	51	168.2
27-Mar-17	13:00	Fine	19816	2.8006	2.8178	8185.77	8186.77	1.00	0.85	0.88	0.87	52	330.7



Location: MA1e - International Finance Centre (Eastern Wing)

Report on 24-hour TSP monitoring

Action Level ($\mu\text{g}/\text{m}^3$) - 173.4

Limit Level ($\mu\text{g}/\text{m}^3$) - 260

Date	Sampling Time	Weather Condition	Filter paper no.	Filter Weight, g		Elapse Time, hr		Sampling Time, hr	Flow Rate, m^3/min			Total Volume, m^3	TSP Level, $\mu\text{g}/\text{m}^3$
				Initial	Final	Initial	Final		Initial, Q_{si}	Final, Q_{sf}	Average		
2-Mar-17	8:00	Fine	19496	2.8851	3.0867	20389.46	20413.46	24.00	1.22	1.22	1.22	1753	115.0
8-Mar-17	8:00	Rainy	19316	2.8355	2.9465	20416.46	20440.46	24.00	1.22	1.22	1.22	1756	63.2
14-Mar-17	8:00	Rainy	18606	2.7999	2.8741	20443.46	20467.46	24.00	1.21	1.22	1.22	1752	42.4
20-Mar-17	8:00	Cloudy	19726	2.8161	2.9144	20470.46	20494.46	24.00	1.21	1.21	1.21	1738	56.6
25-Mar-17	8:00	Cloudy	19688	2.8512	2.9614	20497.46	20521.46	24.00	1.21	1.22	1.22	1754	62.8

Report on 1-hour TSP monitoring

Action Level ($\mu\text{g}/\text{m}^3$) - 325.1

Limit Level ($\mu\text{g}/\text{m}^3$) - 500

Date	Sampling Time	Weather Condition	Filter paper no.	Filter Weight, g		Elapse Time, hr		Sampling Time, hr	Flow Rate, m^3/min			Total Volume, m^3	TSP Level, $\mu\text{g}/\text{m}^3$
				Initial	Final	Initial	Final		Initial, Q_{si}	Final, Q_{sf}	Average		
3-Mar-17	8:03	Fine	19322	2.8644	2.8745	20413.46	20414.46	1.00	1.22	1.22	1.22	73	138.2
3-Mar-17	9:05	Fine	19319	2.8639	2.8717	20414.46	20415.46	1.00	1.22	1.22	1.22	73	106.7
3-Mar-17	10:08	Fine	19319	2.8362	2.8426	20415.46	20416.46	1.00	1.22	1.22	1.22	73	87.5
9-Mar-17	8:18	Cloudy	19127	2.8017	2.8072	20440.46	20441.46	1.00	1.22	1.22	1.22	73	75.3
9-Mar-17	9:21	Cloudy	19124	2.8686	2.8744	20441.46	20442.46	1.00	1.22	1.22	1.22	73	79.4
9-Mar-17	11:00	Cloudy	19124	2.8356	2.8427	20442.46	20443.46	1.00	1.22	1.22	1.22	73	97.2
15-Mar-17	8:05	Cloudy	19732	2.8097	2.8124	20467.46	20468.46	1.00	1.10	1.10	1.10	66	40.7
15-Mar-17	9:10	Cloudy	19729	2.8179	2.8206	20468.46	20469.46	1.00	1.22	1.22	1.22	73	36.9
15-Mar-17	11:00	Cloudy	19729	2.8385	2.8426	20469.46	20470.46	1.00	1.22	1.22	1.22	73	56.1
21-Mar-17	8:02	Cloudy	19694	2.8292	2.8312	20494.46	20495.46	1.00	1.21	1.21	1.21	72	27.6
21-Mar-17	9:05	Cloudy	19691	2.8388	2.8424	20495.46	20496.46	1.00	1.21	1.21	1.21	72	49.8
21-Mar-17	10:07	Cloudy	19691	2.8240	2.8294	20496.46	20497.46	1.00	1.21	1.21	1.21	72	74.6
27-Mar-17	8:02	Fine	19587	2.8401	2.8450	20521.46	20522.46	1.00	1.22	1.22	1.22	73	67.0
27-Mar-17	9:05	Fine	19584	2.8273	2.8341	20522.46	20523.46	1.00	1.22	1.22	1.22	73	93.0
27-Mar-17	10:07	Fine	19584	2.8599	2.8677	20523.46	20524.46	1.00	1.22	1.22	1.22	73	106.7



Location: MA1w - International Finance Centre (Western Wing)

Report on 24-hour TSP monitoring

Action Level ($\mu\text{g}/\text{m}^3$) - 173.4
Limit Level ($\mu\text{g}/\text{m}^3$) - 260

Date	Sampling Time	Weather Condition	Filter paper no.	Filter Weight, g		Elapse Time, hr		Sampling Time, hr	Flow Rate, m^3/min			Total Volume, m^3	TSP Level, $\mu\text{g}/\text{m}^3$
				Initial	Final	Initial	Final		Initial, Q_{si}	Final, Q_{sf}	Average		
2-Mar-17	8:00	Fine	19495	2.8858	3.0733	20170.69	20194.69	24.00	1.35	1.35	1.35	1944	96.4
8-Mar-17	8:00	Rainy	19315	2.8310	2.9391	20197.69	20221.69	24.00	1.35	1.35	1.35	1947	55.5
14-Mar-17	8:00	Rainy	18607	2.7874	2.8666	20224.69	20248.69	24.00	1.35	1.35	1.35	1943	40.8
20-Mar-17	8:00	Cloudy	19725	2.8276	2.9160	20251.69	20275.69	24.00	1.34	1.34	1.34	1931	45.8
25-Mar-17	8:00	Cloudy	19687	2.8488	2.9482	20278.69	20302.69	24.00	1.35	1.36	1.35	1945	51.1

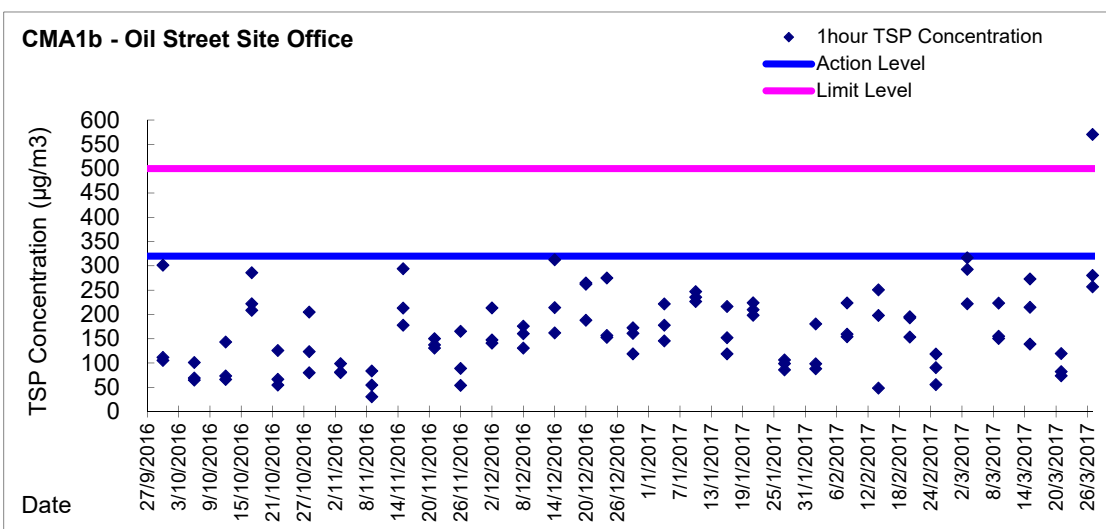
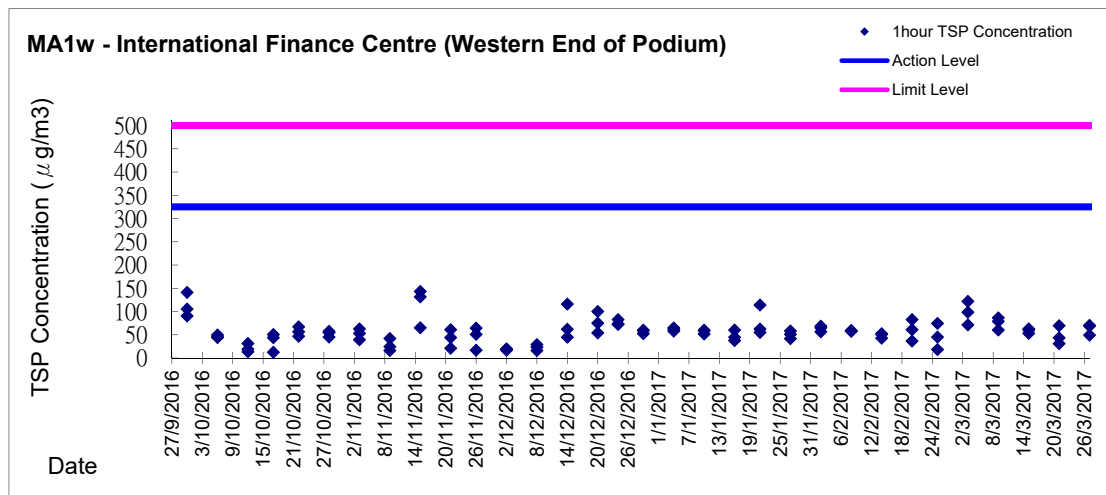
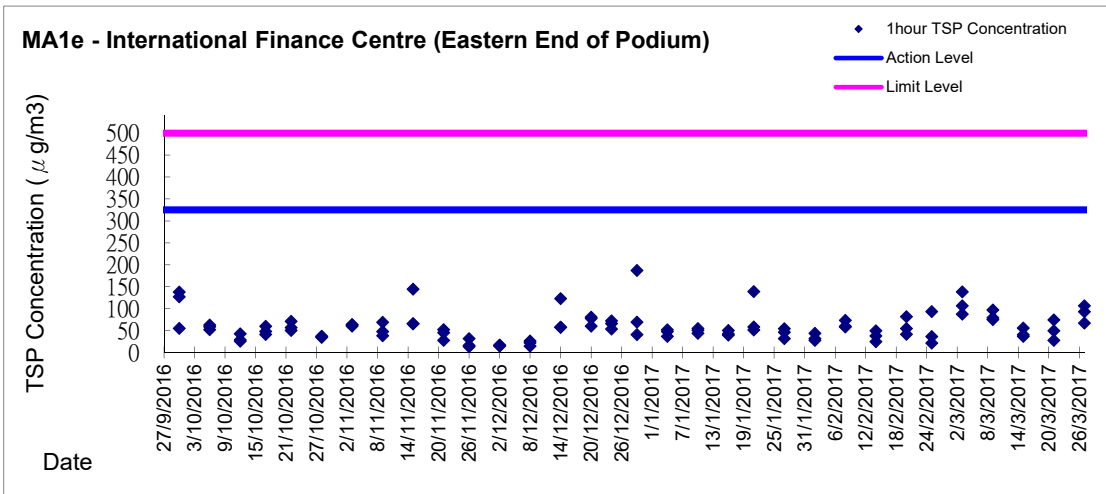
Report on 1-hour TSP monitoring

Action Level ($\mu\text{g}/\text{m}^3$) - 325.1
Limit Level ($\mu\text{g}/\text{m}^3$) - 500

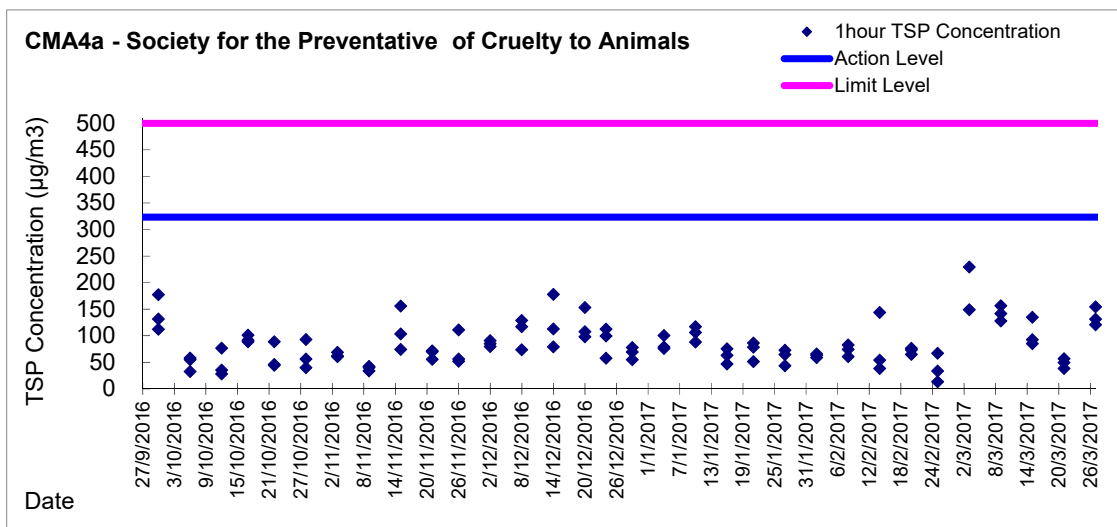
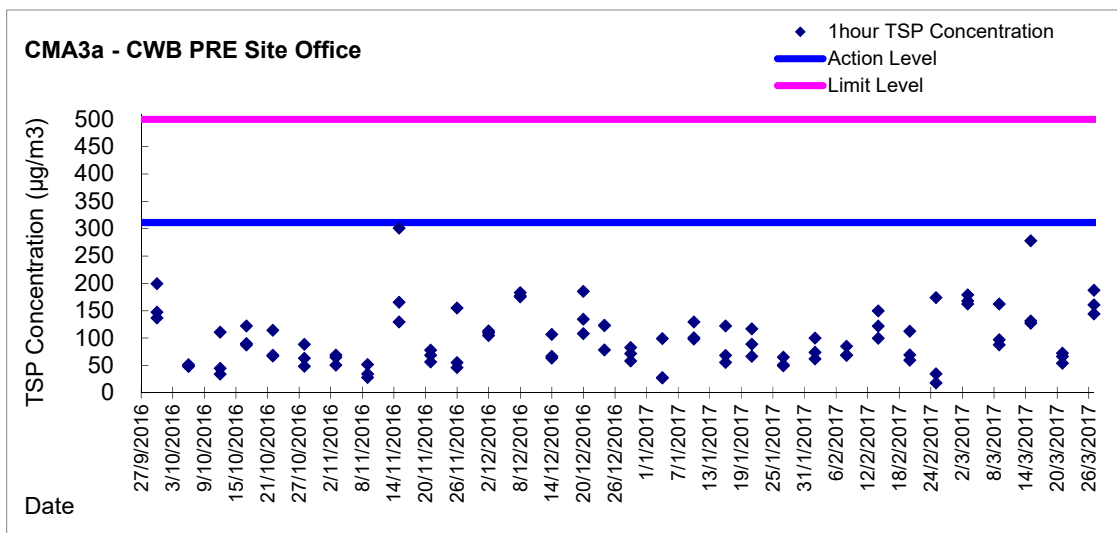
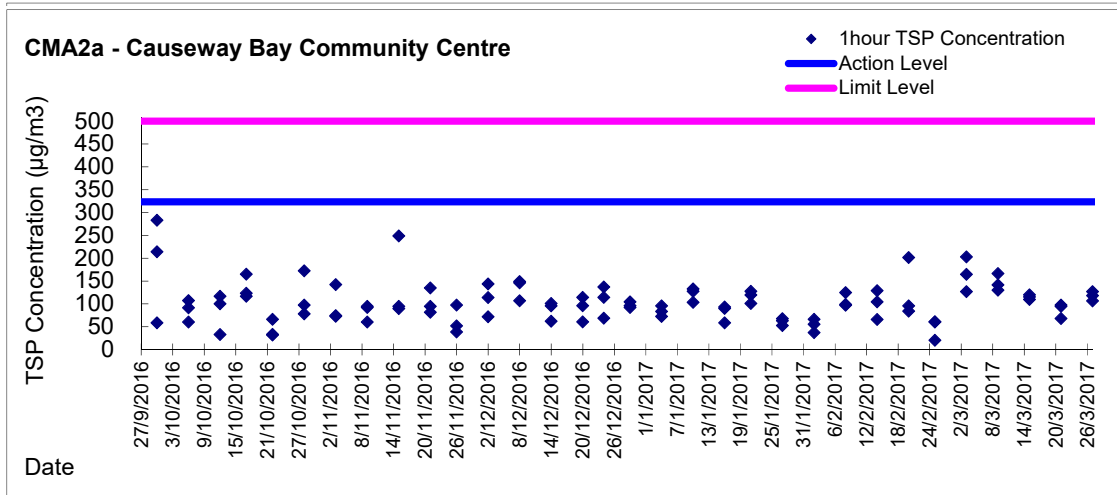
Date	Sampling Time	Weather Condition	Filter paper no.	Filter Weight, g		Elapse Time, hr		Sampling Time, hr	Flow Rate, m^3/min			Total Volume, m^3	TSP Level, $\mu\text{g}/\text{m}^3$
				Initial	Final	Initial	Final		Initial, Q_{si}	Final, Q_{sf}	Average		
3-Mar-17	8:05	Fine	19324	2.8604	2.8684	20194.69	20195.69	1.00	1.35	1.35	1.35	81	98.7
3-Mar-17	9:07	Fine	19321	2.8605	2.8663	20195.69	20196.69	1.00	1.35	1.35	1.35	81	71.5
3-Mar-17	10:09	Fine	19318	2.8533	2.8632	20196.69	20197.69	1.00	1.35	1.35	1.35	81	122.1
9-Mar-17	8:15	Cloudy	18525	2.8174	2.8223	20221.69	20222.69	1.00	1.35	1.35	1.35	81	60.5
9-Mar-17	9:19	Cloudy	19128	2.8534	2.8604	20222.69	20223.69	1.00	1.35	1.35	1.35	81	86.4
9-Mar-17	11:00	Cloudy	19125	2.8407	2.8471	20223.69	20224.69	1.00	1.35	1.35	1.35	81	79.0
15-Mar-17	8:07	Cloudy	19734	2.8499	2.8550	20248.69	20249.69	1.00	1.35	1.35	1.35	81	62.9
15-Mar-17	9:11	Cloudy	19731	2.8317	2.8360	20249.69	20250.69	1.00	1.35	1.35	1.35	81	53.0
15-Mar-17	10:16	Cloudy	19728	2.8313	2.8362	20250.69	20251.69	1.00	1.35	1.35	1.35	81	60.4
21-Mar-17	8:02	Cloudy	19695	2.8224	2.8249	20275.69	20276.69	1.00	1.34	1.34	1.34	80	31.1
21-Mar-17	9:05	Cloudy	19693	2.8302	2.8337	20276.69	20277.69	1.00	1.34	1.34	1.34	80	43.5
21-Mar-17	10:09	Cloudy	19690	2.8163	2.8219	20277.69	20278.69	1.00	1.34	1.34	1.34	80	69.6
27-Mar-17	8:05	Fine	19589	2.8459	2.8515	20302.69	20303.69	1.00	1.35	1.35	1.35	81	69.1
27-Mar-17	9:07	Fine	19586	2.8609	2.8666	20303.69	20304.69	1.00	1.35	1.35	1.35	81	70.3
27-Mar-17	10:09	Fine	19583	2.8377	2.8417	20304.69	20305.69	1.00	1.35	1.35	1.35	81	49.3



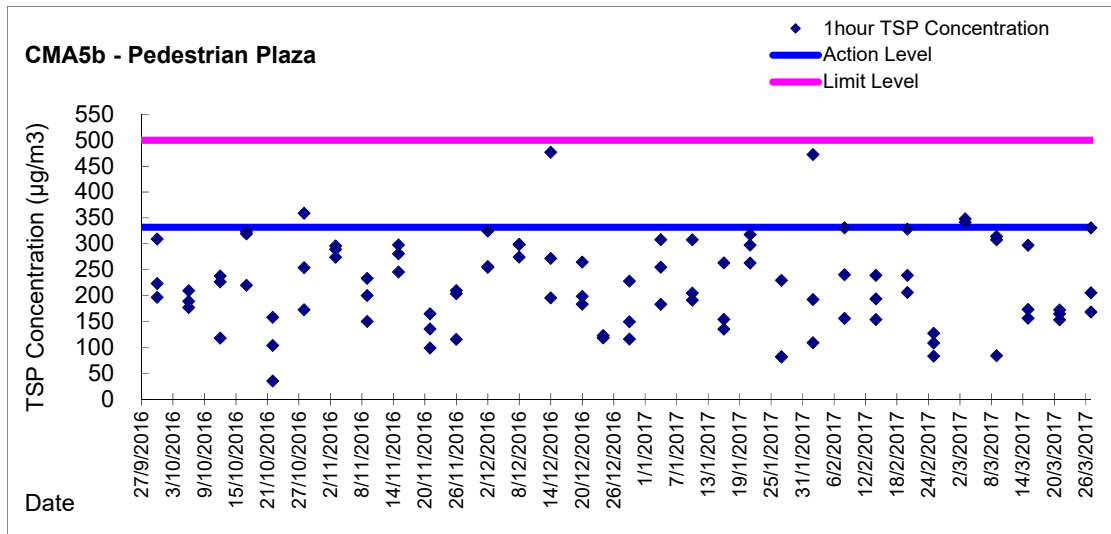
Graphic Presentation of 1 hour TSP Result



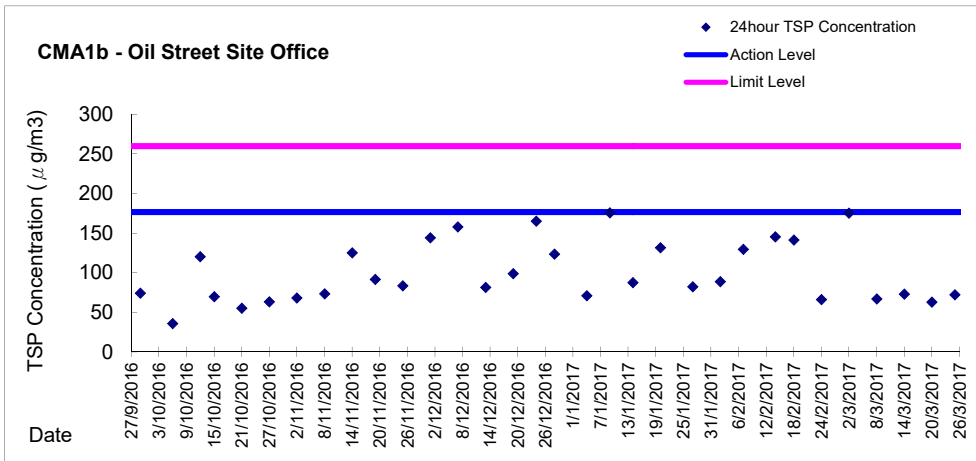
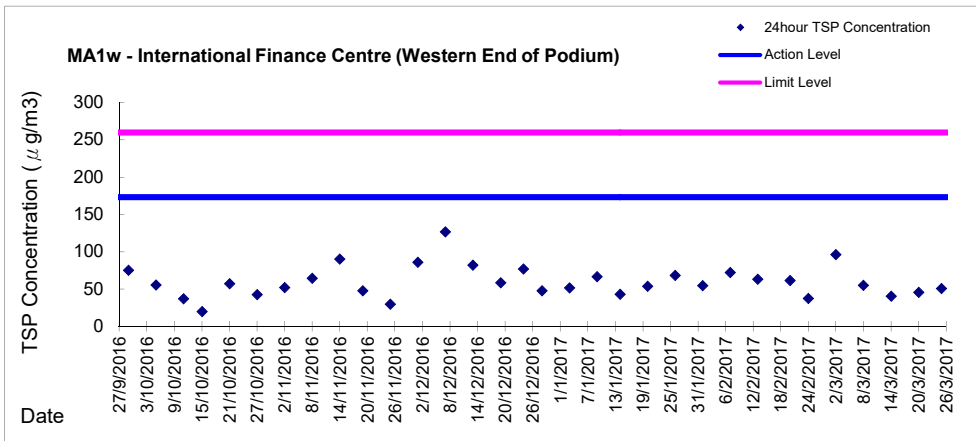
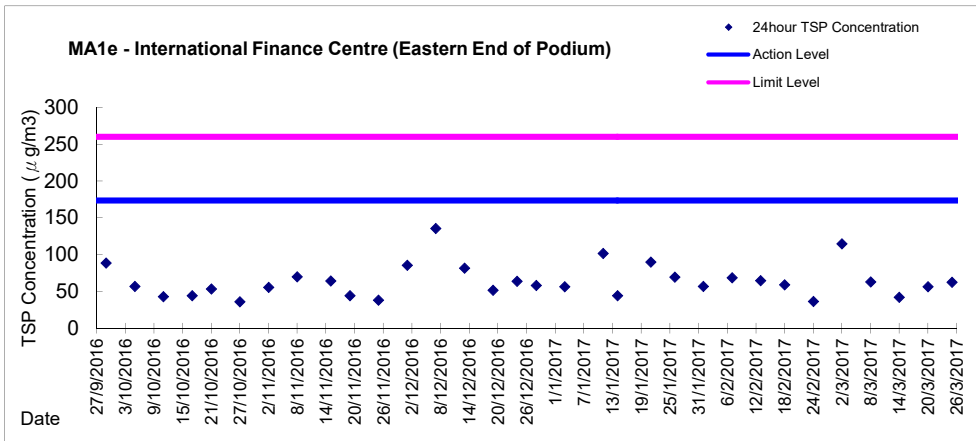
Graphic Presentation of 1 hour TSP Result



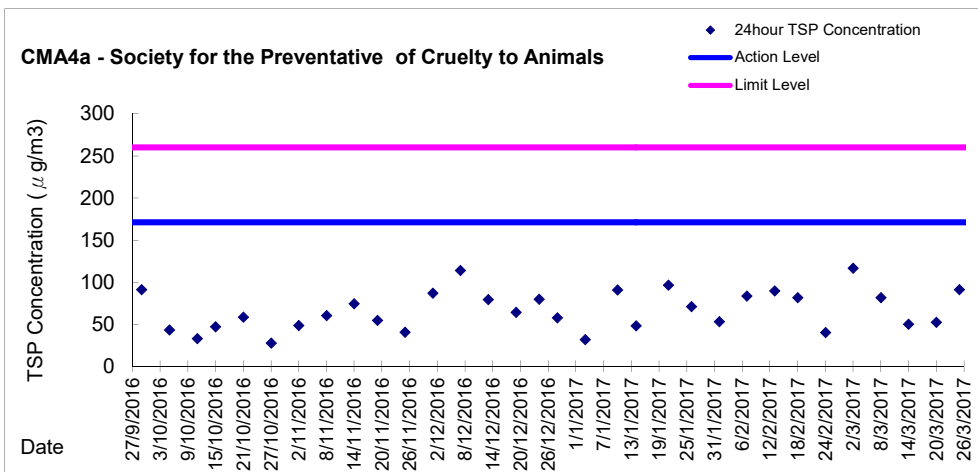
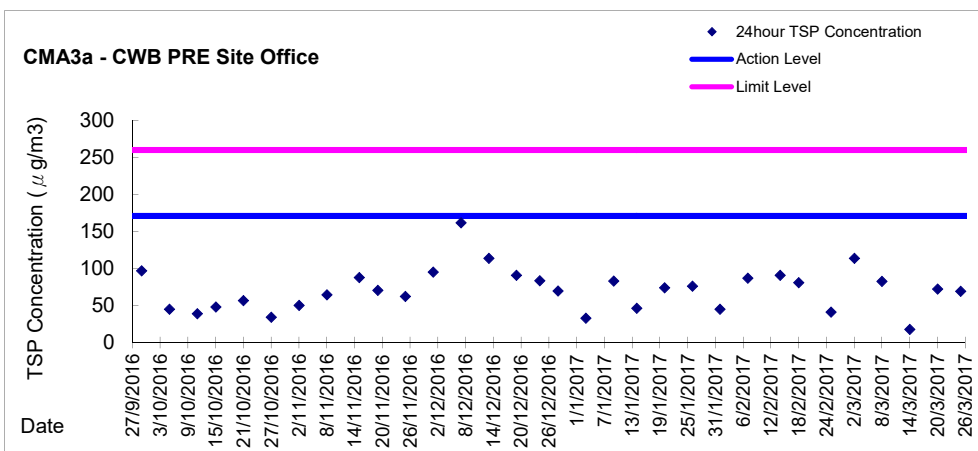
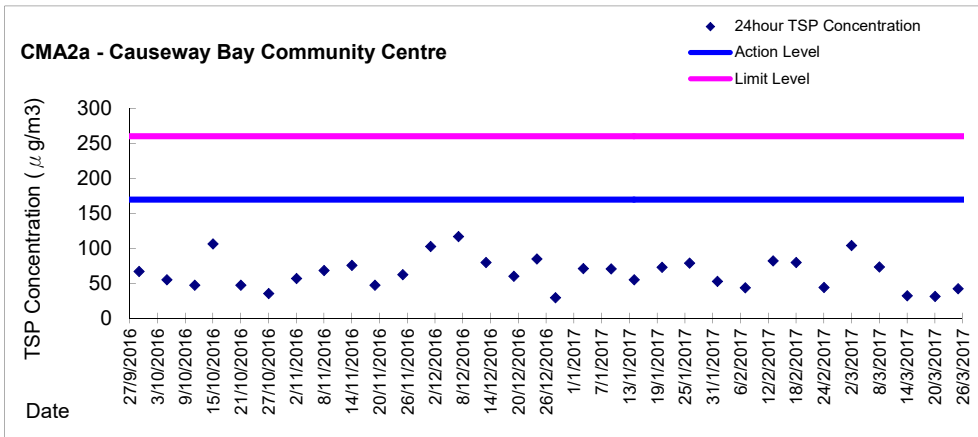
Graphic Presentation of 1 hour TSP Result



Graphic Presentation of 24 hour TSP Result



Graphic Presentation of 24 hour TSP Result





Graphic Presentation of 24 hour TSP Result

